



MBH*-F, MBHS***-F (-H) & MBHS***-AC**
Multi-block hanger
 for CELLFLEX® Coaxial Cable

Installation Instruction
 1000006045-07
 for CELLFLEX® cables SCF/LCF12-50, LCF/UCF78-50,
 LCFS/UCF114-50 & LCF158-50


These instructions are written for qualified and experienced personnel. Please study them carefully before starting any work. Any liability or responsibility for the results of improper or unsafe installation practices is disclaimed. Please respect valid environmental regulations for assembly and waste disposal. Always make sure to use appropriate personal protection!



The F type kit contains:

- Plastic saddles
- Threaded bar
- Hexagonal nuts
- Washers
- Spring washers
- Cleat

Saddles made of durable weather resistant Polypropylene.
 Threaded bar, nuts, washers, spring washers and screw made of stainless steel. Cleat made of stainless steel excepted the -H type which is made of galvanized steel.



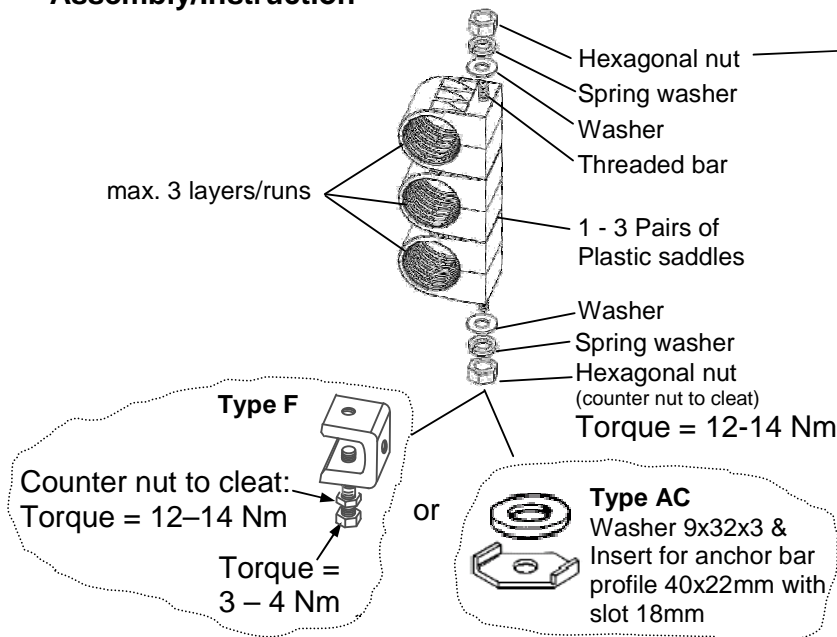
The AC type kit contains:

- Plastic saddles
- Threaded bar
- Hexagonal nuts
- Washers
- Spring washers
- Anchor bar hardware

Saddles made of durable weather resistant Polypropylene.
 All metal parts made of stainless steel

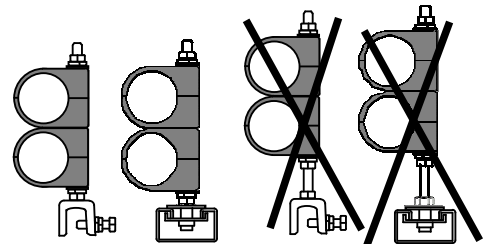
Subject to change without prior notice

Assembly/Instruction



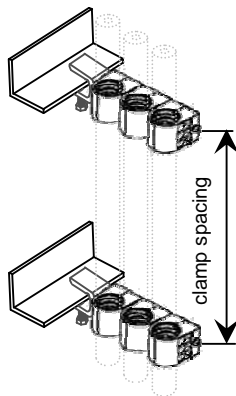
Tight the nut as following:

- min. 2 Nm, max. 5 Nm if using CELLFLEX® cables with copper outer conductor
- min. 2 Nm, max. 4 Nm if using CELLFLEX® Lite cables (aluminium outer conductor)



Install saddles directly to cleat or anchor bar (washers & nut), no visible tread.

Note the recommended & max. clamp spacing



CELLFLEX® cable type	1 cable run layer/plastic saddles Recommended/Max.	2 cable runs layer/plastic saddles Recommended/Max.	3 cable runs layer/plastic saddles Recommended/Max.
SCF 12-50	0.2m / 0.2m (0.67ft / 0.67ft)	0.2m / 0.2m (0.67ft / 0.67ft)	0.2m / 0.2m (0.67ft / 0.67ft)
LCF 12-50	0.6m / 1.0m (2.0ft / 3.25ft)	0.6m / 1.0m (2.0ft / 3.25ft)	0.6m / 1.0m (2.0ft / 3.25ft)
LCF 78-50	0.8m / 1.0m (2.75ft / 3.25ft)	0.8m / 1.0m (2.75ft / 3.25ft)	0.8m / 1.0m (2.75ft / 3.25ft)
LCF 114-50 UCF 114,50	1.0m / 1.2m (3.25ft / 4.0ft)	1.0m / 1.2m (3.25ft / 4.0ft)	* 0.9m / 1.2m (2.95ft / 4.0ft)
LCF 158-50	1.2m / 1.5m (4.0ft / 5.0ft)	* 1.0m / 1.5m (3.25ft / 5.0ft)	* 0.7m / 1.5m (2.2ft / 5.0ft)

* differing from cable data sheet.

For outdoor installations (e.g. on tower) the recommended clamp spacing must be kept.